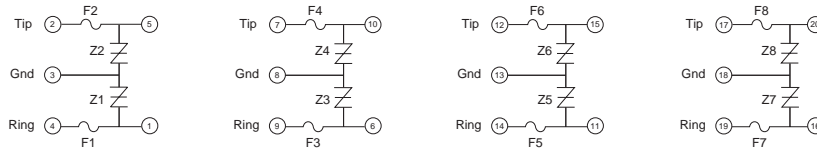


Four-port Longitudinal Two-chip Protector

This hybrid Single In-line Package (SIP) protects four twisted pairs from overcurrent and overvoltage conditions. Comprised of eight discrete DO-214AA *SIDACtor* devices and eight *TeleLink* surface mount fuses, it is ideal for densely populated line cards that cannot afford PCB inefficiencies or the use of series power resistors. Surge current ratings up to 500 A are available.



Electrical Parameters

Part Number *	V _{DRM} Volts	V _S Volts	V _{DRM} Volts	V _S Volts	V _T Volts	I _{DRM} μAmps	I _S mAmps	I _T Amps	I _H mAmps	C _O pF
	Pins 2-3, 4-3, 7-8, 9-8, 12-13, 14-13, 17-18, 19-18		Pins 2-4, 7-9, 12-14, 17-19							Pins 2-3, 3-4
P0602Z_	25	40	50	80	4	5	800	2.2	50	110
P1402Z_	58	77	116	154	4	5	800	2.2	150	50
P1602Z_	65	95	130	190	4	5	800	2.2	150	50
P2202Z_	90	130	180	260	4	5	800	2.2	150	40
P2702Z_	120	160	240	320	4	5	800	2.2	150	40
P3002Z_	140	180	280	360	4	5	800	2.2	150	40
P3602Z_	160	220	320	440	4	5	800	2.2	150	40
P4202Z_	190	250	380	500	4	5	800	2.2	150	30
P4802Z_	220	300	440	600	4	5	800	2.2	150	30
P6002Z_	275	350	550	700	4	5	800	2.2	150	30

* For individual "ZA," "ZB," and "ZC" surge ratings, see table below.

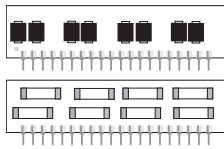
General Notes:

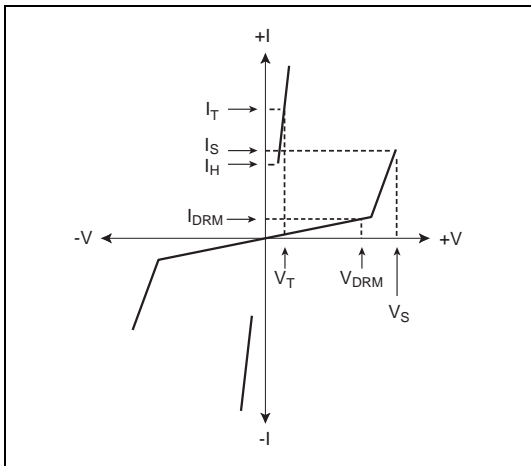
- All measurements are made at an ambient temperature of 25 °C. I_{PP} applies to -40 °C through +85 °C temperature range.
- I_{PP} is a repetitive surge rating and is guaranteed for the life of the product.
- Listed *SIDACtor* devices are bi-directional. All electrical parameters and surge ratings apply to forward and reverse polarities.
- V_{DRM} is measured at I_{DRM}.
- V_S is measured at 100 V/μs.
- Special voltage (V_S and V_{DRM}) and holding current (I_H) requirements are available upon request.
- Off-state capacitance is measured between Pins 4-3 and Pins 2-3 at 1 MHz with a 2 V bias and is a typical value for "ZA" product. "ZB" and "ZC" capacitance is approximately 2x higher.
- Device is designed to meet balance requirements of GTS 8700 and GR 974.
- Lower capacitance MC versions may be available. Contact factory for further information.

Surge Ratings

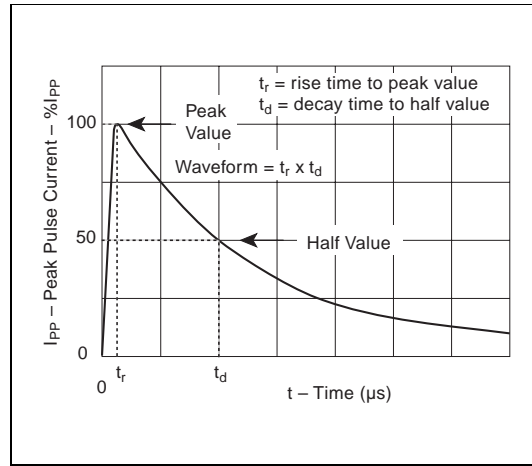
Series	I _{PP} 2x10 μs Amps	I _{PP} 8x20 μs Amps	I _{PP} 10x160 μs Amps	I _{PP} 10x560 μs Amps	I _{PP} 10x1000 μs Amps	I _{TSM} 60 Hz Amps	di/dt Amps/μs
A	150	150	90	50	45	20	500
B	250	250	150	100	80	30	500
C	500	400	200	150	100	50	500

Thermal Considerations

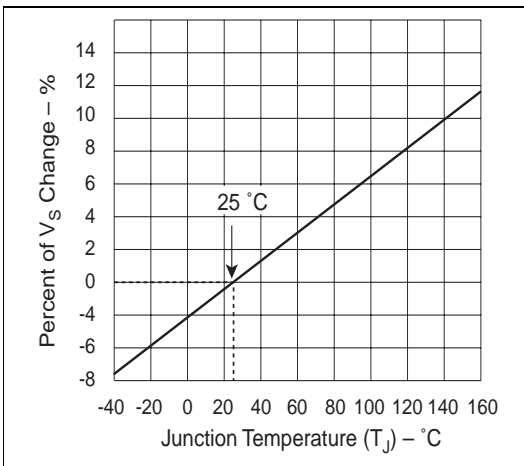
Package	Symbol	Parameter	Value	Unit
	T_J	Operating Junction Temperature Range	-40 to +150	$^{\circ}\text{C}$
	T_S	Storage Temperature Range	-65 to +150	$^{\circ}\text{C}$
	$R_{\theta JA}$	Thermal Resistance: Junction to Ambient	90	$^{\circ}\text{C/W}$



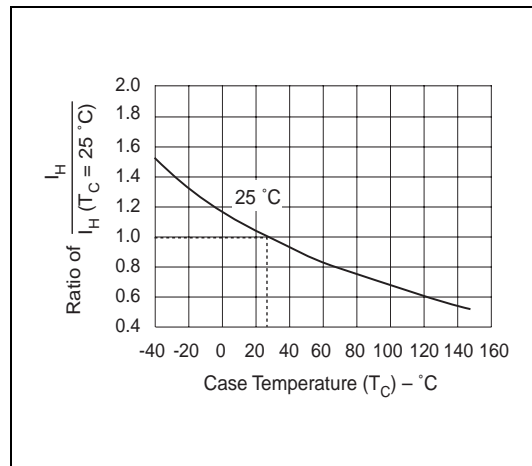
V-I Characteristics



$t_r \times t_d$ Pulse Waveform



Normalized V_S Change versus Junction Temperature



Normalized DC Holding Current versus Case Temperature

Data Sheets