◎ MOLDING TYPE SMD LED LAMPS
灌注型表面粘著發光二極體指示燈

GH-5168-L6 Full-Color Series Electro-Optical Characteristics:

Code for parts GH-XXXXX	Lighting Color	Material	V_F (V)		λ (nm)			Chip I_V(mcd)	Internal Circuit
			Typ	Max	λ_D	λ_P	$\Delta\lambda$	Min	
WPE7M8T6-L6E	Red	AlGaInP	2.00	2.50	630	640	20	80	
	Yellow	AlGaInP	2.00	2.50	590	595	20	80	
	Blue	GaInN	3.50	4.00	465	460	30	40	
WPE5M8T6-L6H	Red	AlGaInP	2.00	2.50	630	640	20	80	
	Green	GaInN	3.30	3.80	525	520	30	160	
	Blue	GaInN	3.50	4.00	465	460	30	40	
WPE6M8T6-L6H	Orange	AlGaInP	2.20	2.70	624	635	20	80	
	Green	GaInN	3.30	3.80	525	520	30	160	
	Blue	GaInN	3.50	4.00	465	460	30	40	

◎ Package Outline Drawing:

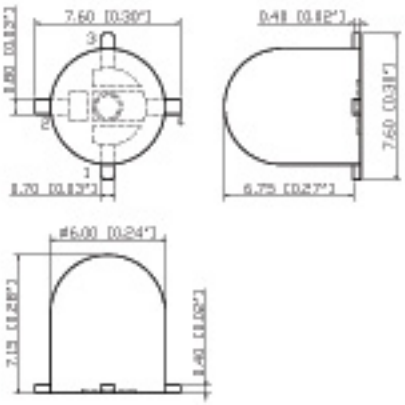

NOTES: 1. All dimensions are in millimeters (inches);
2. Tolerances are ±0.2mm (0.008inch) unless otherwise noted;
3. Resin color: white diff.

✸ Recommended Soldering Pattern For Reflow Soldering

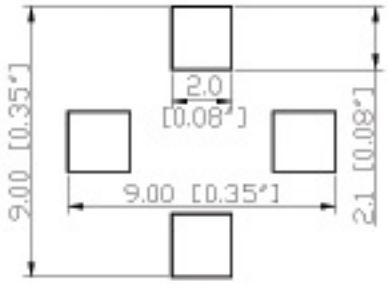

✸ Soldering iron

Basic spec is ≤ 5sec when 260℃. If temperature is higher, time should be shorter(+10℃ → -1sec).Power dissipation of iron should be smaller than 15W,and temperatures should be controllable .Surface temperature of the device should be under 230℃.

✸ Recommended Reflow Soldering Profile.

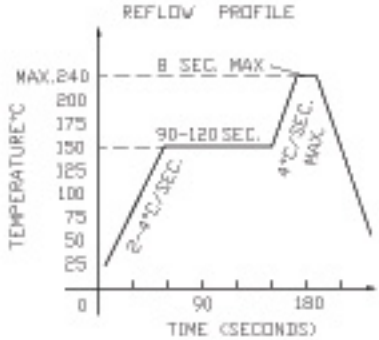

◎ Absolute Maximum Ratings:

Series	I_F (mA)	*I_{FP} (mA)	V_R (V)	T_{OP} (℃)	T_{ST} (℃)
GH-5168-L6 Full-Color Series	30	120	5	-40~+80	-40~+85

✸Condition for I_{FP} is pulse of 1/10 duty and 0.1msec width