

WS SERIES MARK SWITCHES

Features

- The WS series Mark Sensors used the advanced E/O as well as double Side SMT technology,thus enable this series features
- Small sport size 、 Dual light source 、 Economic price.
- By using the GREEN as well as RED LED as light source simultaneously, the color discrimination capability is greatly enhanced.
- For economic purpose,the single color model is also introduced.



Specifications

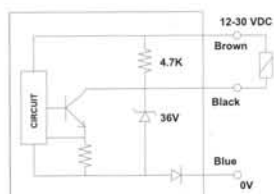
Item	Standard
Operating Voltage	12-30 VDC
Sensing Distance	8mm or 12mm,Selectable
Current Consumption	Less than 45mA
Power on Reset Time	20ms
Response Time	1ms 0.3ms for (H)
Circuit Protection	Output short circuit. Reverse polarity of supply voltage.
Max. Load Current	120mA
Sealing	Conforming to IP66 (IEC).
Cable Length	2 meter,oil retardant,gray color.
Wiring Diagram	Brown,black,white and blue as standard. Both Light-on and Dark-on Output included.

Product Selection

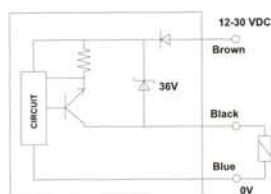
Light Source		Focus Length	Universal Output	PNP Output
Dual Color	Red,Green	12mm	WS-C2 (H)	WS-C4
	Red,Green	8mm	WS-C2A (H)	
Single Color	Green	12mm	WS-C2G	
	White	12mm	WS-C2W	WS-C4W
Dual Color	Blue,Yellow	12mm	WS-CB2 (H)	WS-CB4

Output Circuit

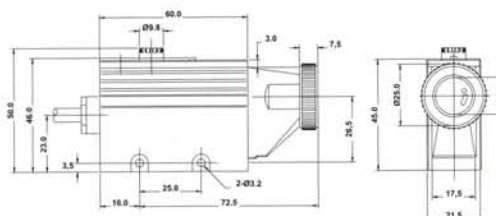
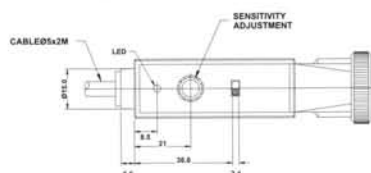
Universal Output



PNP Output



DIMENSIONS(in mm)

**HIGHLY**

D11

Design, specifications are subject to change without notice.